

Needle Palm

Rhapidophyllum hystrix




Container grown Needle Palm

The Needle Palm, a perennial shrub, is native to the southeastern United States. A cold-hardy palm and tolerant of drought, the Needle Palm is adaptable to various soils and sunlight exposures as well. Because of its adaptability to cold climates, it is often used throughout landscapes in the north to create a more tropical look year-round.

The Needle Palm grows in a clump-like fashion, adding character to compact areas. While it is a slow-growing plant, the Needle Palm can grow up to 6 feet in height and length. It is perfect for planting in small spaces; however, ample space should be given so passersby are not pricked by its "needles". In landscapes, it can be used as a beautiful green backdrop for flowering plants or around the base of trees.

Once planted, Needle Palms require little attention. When first planted, it should be watered regularly; however, once established, it can adapt to dry conditions and extensive rain, requiring minimal maintenance. The Needle Palm is also naturally pest and disease resistant.



Needle Palm leaf detailed view



Needle Palm leaves

Needle Palm

Rhapidophyllum hystrix



Needle Palm in the landscape

Common Names:

Needle Palm

Native Origin :

Southeastern US

Environment:

Soil: Prefers moist, well-drained soil but highly adaptable

Drought Tolerance: High

Exposure: Shade, partial shade, or full sun

Description:

Hardy Range: 6 - 10

Mature Height: 6 - 8'

Mature Spread: 6 - 8'


Growth Rate: Slow

Ornamental Characteristics:

The Needle Palm's leaves are deep green, sharp, and glossy and grow from a wide, textured trunk. Its needle-like spines can grow up to 10 inches long, creating beautiful fan palms which decorate the plant. It produces red drupes and small flowers in various colors including white, yellow, or purple.



South Eastern
Native



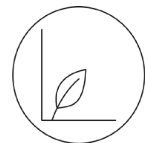
Cold tolerant



High drought
tolerance



Low maintenance



Slow growth